

## The State of Girls in Ohio

This profile summarizes some of the key social, economic, and health issues affecting the 962,022 girls ages 5 to 17 living in Ohio. Girls in Ohio rank 33rd out of 50 states on an overall index of well-being that includes measures of girls' physical health and safety, economic well-being, education, emotional health, and extracurricular activities.

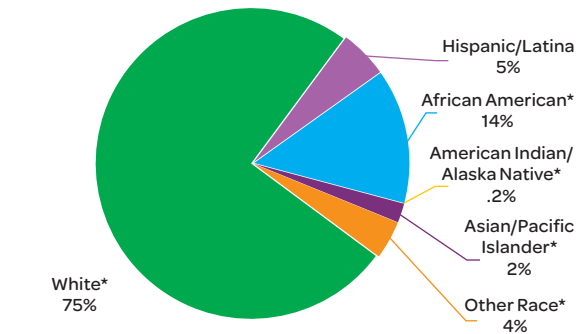
### State Rankings of Girls' Overall Well-Being

Top States	Rank
New Hampshire	1
North Dakota	2
South Dakota	3
Massachusetts	4
Vermont	5
<b>Ohio</b>	<b>33</b>

### Areas of Girls' Well-Being in Ohio

Area	State Rank
Physical Health and Safety	29
Economic Well-Being	30
Education	26
Emotional Health	41
Extracurricular Activities	38

### Racial/Ethnic Composition of Girls in Ohio



\*Non-Hispanic.

In 2012, about 5% of girls ages 5 to 17 in Ohio were Latina, 75% were white, 0.2% were American Indian, 14% were African American, 2% were Asian, and 4% identified with other racial groups.

About 7% of girls ages 5 to 17 in Ohio live in immigrant families,\* compared with 24% of school-age girls nationwide.

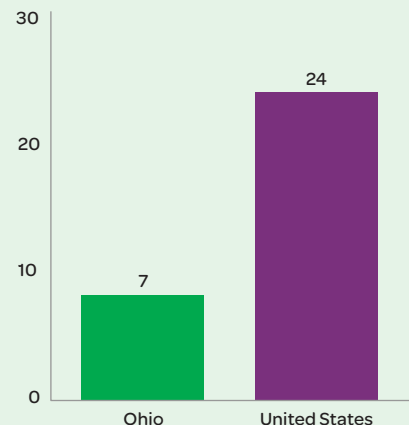
\*Children who are foreign-born or who reside with at least one foreign-born parent.

### Girls Ages 5–17 in Poverty, by Race/Ethnicity

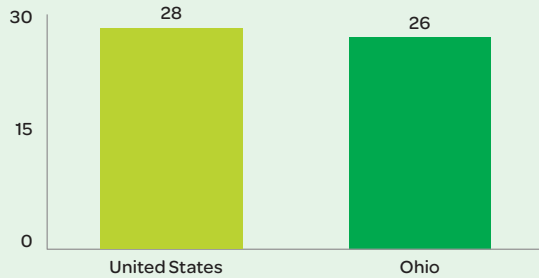
Race/Ethnicity	Percent
<b>All girls</b>	<b>23</b>
White*	17
Hispanic/Latina	37
African American/Black*	49
Other Race*	29

\*Non-Hispanic.

### Girls Ages 5–17 in Immigrant Families (%)



### Girls Ages 10–17 Who Are Overweight or Obese (%)

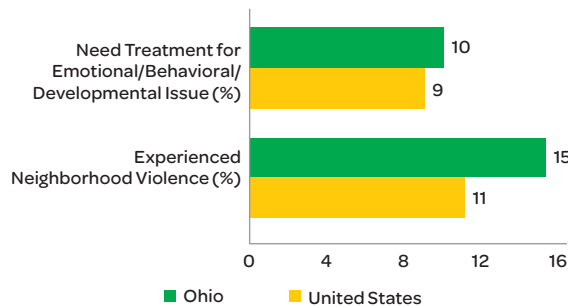


In Ohio, about 23% of school-age girls are living in poverty.

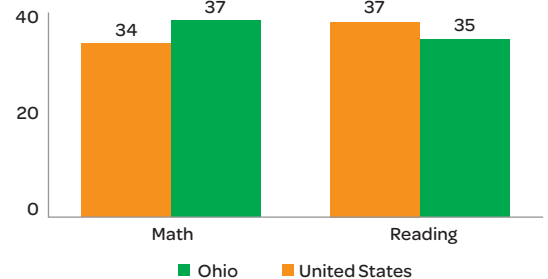
About 26% of girls ages 10 to 17 are overweight or obese.

Roughly 15% of girls ages 6 to 17 have experienced neighborhood violence.

### Emotional Health and Safety of Girls Ages 6–17 (%)



### Girls Who Are Proficient or Above in 8th Grade Math and 4th Grade Reading (%)

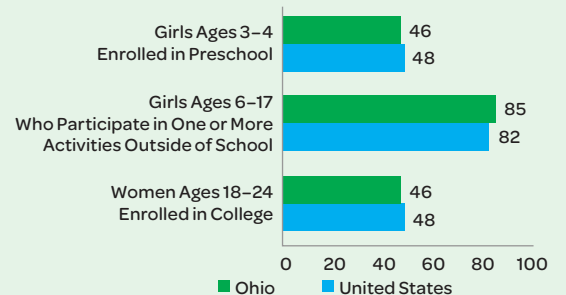


Roughly 35% of fourth-grade girls in Ohio are proficient in reading and 37% are proficient in math.

In Ohio, 46% of 3- to 4-year-old girls are enrolled in preschool.

About 85% of girls ages 6 to 17 participate in at least one extracurricular activity.

### School Enrollment and Extracurricular Activities (%)



**Data is not destiny!** As the premier leadership organization for girls, Girl Scouts is committed to ensuring that all girls develop to their full potential. To learn more, visit [www.girlscouts.org/stateofgirls](http://www.girlscouts.org/stateofgirls).

Source: PRB analysis of the U.S. Census Bureau 2012 American Community Survey Public Use Microdata Samples, U.S. Census Bureau 2012 Population Estimates, U.S. Centers for Disease Control and Prevention, 2011–12 National Survey of Children’s Health, and U.S. Department of Education, Institute of Education Sciences, National Center for Education Statistics, 2011 National Assessment of Educational Progress (NAEP). For information about the state-level index of girls’ well-being, see [www.girlscouts.org/stateofgirls](http://www.girlscouts.org/stateofgirls).

Note: ACS and NSCH estimates are based on surveys of the population and are subject to both sampling and nonsampling error.